

Products Catalogue



PoliDent



since 1958

Your Flexible and Reliable Partner

60 YEARS OF EXCELLENCE

IN-HOUSE DEVELOPMENT

MADE IN EUROPE





A	ABOUT POLIDENT	06
	ARTIFICIAL ACRYLIC TEETH	08
	Ref-Line	10
	Primodent	20
	Cross Linked 2	30
B	POLIDENT CAD-CAM DISCS	36
	01 POLIDENT PMMA CAD-CAM DISC	38
	multilayer	39
	basic	39
	splint	40
	02 POLIDENT PINK CAD-CAM DISC	41
	basic	41
	03 POLIDENT CASTING CAD-CAM DISC	42
	04 POLIDENT MODEL CAD-CAM DISC	42
	05 POLIDENT X-RAY CAD-CAM DISC	43
C	LABORATORY MATERIAL	44
	01 ACRYLICS	46
	Polihot	46
	Policold	46
	K-30 S	47
	Polirepar S	47
	Ortopoli	48
	Politray	48
	Unitray LC	49
	Politemp	



02 INVESTMENT MATERIALS	50
Polivest	50
Politerm Speed	50
Univecast	51
Polipress	51
03 CORUNDUM	52
04 SILICONES	52
05 DENTAL PLASTERS	54
Alabaster	54
Polidur	54
Polistone	55
PrimaArt	55
PrimaRock	55
06 PUMICE	56
07 BRUSHES	56
08 SHELLAC BASE PLATES	57
09 WAXES	57



SURGERY MATERIAL



01 DISPOSABLE PRODUCTS	58
Protective medical gloves	60
Protective medical Apron	61
MARKET COVERAGE	62

PoliDent





Dental products industry

We have been present on the market since 1958.

Our team has expanded to 130 employees and together with our young, flexible and goal-oriented management, we strive for quality and innovation in our products. We are also proud of the fact that the entire production process – from design to the final product – is still taking place here in Slovenia. We constantly invest in modernization, and due to increased needs, we have add a new warehouse and will expand the production in the next two years.

We sell our products in over 60 countries around the world. First-class quality of our products puts us alongside the leading global companies in the dental industry.



I am proud to be the head of a company that is in its 60th year of operation. Over the years we gained much experience, learnt many things and were led by the desire to create high-quality dental products with which we want to offer our customers the best care and aesthetically perfected solutions.

As a producer of dental products, we have strived to position ourselves in a premium class with our products, particularly our newest ones, and therefore be in direct competition with the leading dental companies.

Looking forward, we will continue to produce products that are used in dentistry, with an emphasis on dental prosthetics. We want to ensure the continuous growth and development of the company, increasing the recognition of our own brands, the continued development of products, as well as the continuous improvement of existing products and services.

At this point I must also point out the contribution of our employees, who, with their work, make the existence and operations of the company possible – thanks to the carefully selected management team, which is distinguished by its many years of experience and motivation to make changes and develop. To stay on the cutting edge, we invest in additional training and education to add to our expertise.

In conclusion I would like to thank everyone who worked together with us over the years and I very much look forward to the next 60 years, when we will reach even more milestones in the dental industry.

*Managing Director
Dani Pececnik*



CA



Trough the development, production and selling of teeth we consider the requirements of :

- MDD 93/42/EEC
- standards EN ISO 9001
 - EN ISO 13485
 - CAN/CSA-ISO 13485
 - EN ISO 22112

and other legal requirements.

- our teeth are licensed by FDA and Health Canada

PoliDent



Artificial acrylic teeth

01 Ref - Line

02 Primodent

03 Cross Linked 2





Christian Wibberley
CW Dentures In Oldham, England



*Thank you for sharing your work with us.
Well done!*

Dentures made with REF-LINE[®]

John Winter sent us the following images...

Stephen Norman
Sparkle Dental Lab in Bolton, England



Artificial acrylic teeth REF-LINE



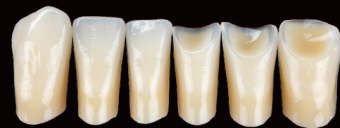
**REF-LINE**[®]
Look and feel natural.



HIGH END ANATOMICALLY SHAPED MULTI-LAYER TOOTH LINE FOR NEW GENERATION PROSTHESES

Natural colour and shape

- natural morphology of tooth surface
- incisal cracks and minor irregularities
- transparent incisal area
- visible mamelons
- intensive chromaticity of the gingival region
- including cervical wider shapes of tooth designs for covering metal structures in implants and partial prostheses
- obscured fissural zones on the occlusal surface
- anatomically designed pronounced cusps assure the main taining of the natural tooth appearance and structure in individual matching with the antagonists



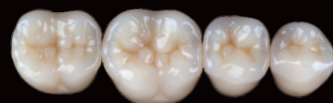
Brand new production technology

- perfection of tooth design
- retention opening on the lower part of transcanine teeth provides for easier and faster work

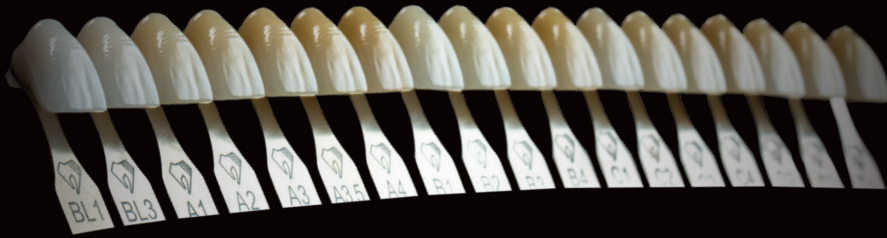


New material

- 50% improvement in tooth wear*
- 15% improved hardness*
- elasticity remains unchanged*



*compared to the existing material



M1

M3

M4

M6

K3

K4

K6

N3

N4

N6

W3

W4

W6

H3

H4

H6



V1,V3

V3,V4,U3

V4,U3,U4

V4,V6,V8,U4

V4,V3,U3

V6,V4,U4

V8,V6,U6

V3,V4,U3

V4,V6,U3,U4

V6,V8,U4,U6

V3,V4,U3

V4,V6,U3,U4

V6,V8,U4,U6

V3,V4,U3

V4,V6,U3,U4

V6,V8,U4,U6



Q1

R2,R4,Q1,Q3,F2,F4

R2,R4,Q3,F2,F4

R4,R6,Q5,F4,F6

R4,F4,Q3,R2,F2

R4,F4,Q3,R2,F2

R6,F6,Q5,R4,F4

R2,R4,Q3,F2,F4

R2,R4,Q3,F2,F4

R4,R6,Q5,F4,F6

R2,R4,Q3,F2,F4

R2,R4,Q3,F2,F4

R4,R6,Q5,F4,F6

R2,R4,Q3,F2

R2,R4,Q3,F2,F4

R4,R6,Q5,F4,F6

SHADES


BL1 - BL3

A1 - A2 - A3 - A3,5 - A4

B1 - B2 - B3 - B4

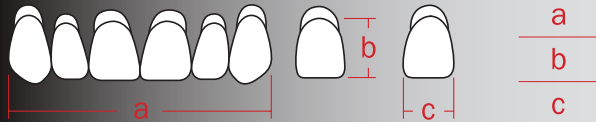
C1 - C2 - C3 - C4

D2 - D3 - D4



Artificial acrylic teeth

REF-LINE



M1

a 40,8
b 8,7
c 7,5



M3

a 43,2
b 9,7
c 8,2



M4

a 45,3
b 9,9
c 8,5



M6

a 49,1
b 10,5
c 9,1



K3

a 44,1
b 9,9
c 8,3



K4

a 46,1
b 10,3
c 8,7



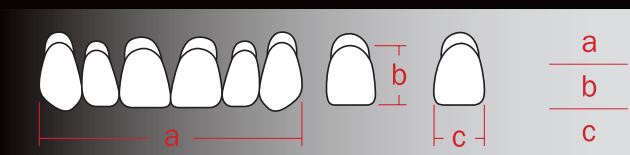
K6

a 49,6
b 11,1
c 9,3



REF-LINE®

Look and feel natural.



N3

a 43,6
b 9,9
c 8,3



N4

a 45,4
b 10,9
c 8,6



N6

a 48,8
b 11,4
c 9,3



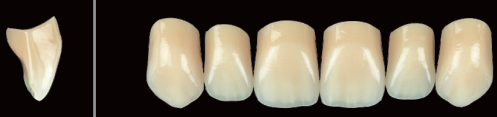
W3

a 43,4
b 9,3
c 8,2



W4

a 45,3
b 9,7
c 8,5



W6

a 48,7
b 10,6
c 9,2



H3

a 43,0
b 10,7
c 7,8



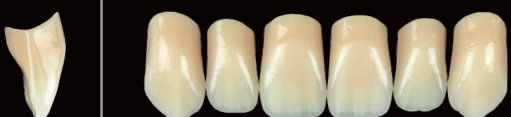
H4

a 44,9
b 11,2
c 8,2



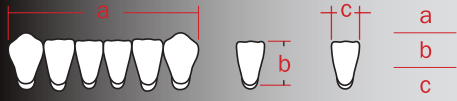
H6

a 48,3
b 12,0
c 8,8



Artificial acrylic teeth

REF-LINE



V1

a 29,8
b 8,0
c 4,3



V3

a 31,9
b 8,3
c 4,7



V4

a 33,7
b 8,7
c 4,9



V6

a 35,8
b 9,2
c 5,3



V8

a 38,6
b 10,5
c 5,6



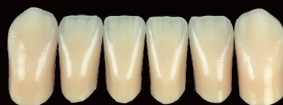
U3

a 34,1
b 8,4
c 5,1



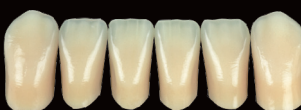
U4

a 35,9
b 8,7
c 5,4



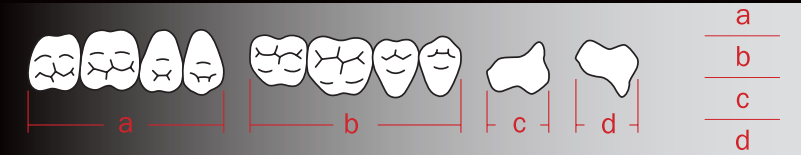
U6

a 38,3
b 9,4
c 5,7



REF-LINE®

Look and feel natural.



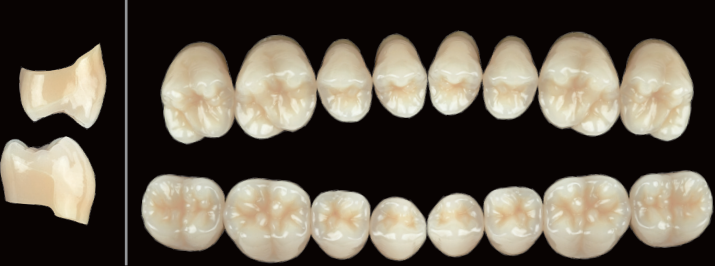
R2
a 30,6
b 32,8
c 10,6
d 9,8



R4
a 33,2
b 35,4
c 11,4
d 10,7

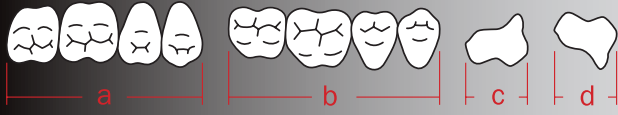


R6
a 35,0
b 38,0
c 12,3
d 11,3



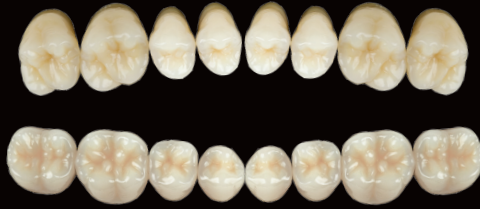
Artificial acrylic teeth

REF-LINE



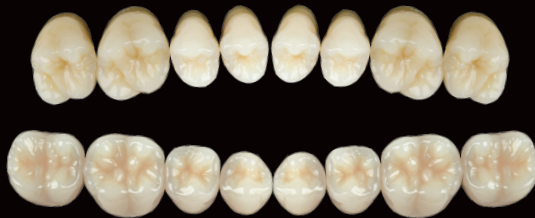
Q1

- a 29,1
- b 31,6
- c 10,2
- d 9,4



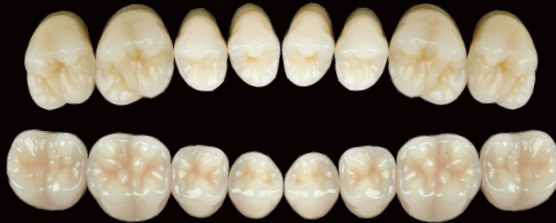
Q3

- a 31,9
- b 34,6
- c 11,2
- d 10,3



Q5

- a 33,8
- b 36,7
- c 11,9
- d 10,9



F2

- a 30,4
- b 32,4
- c 10,2
- d 9,5



F4

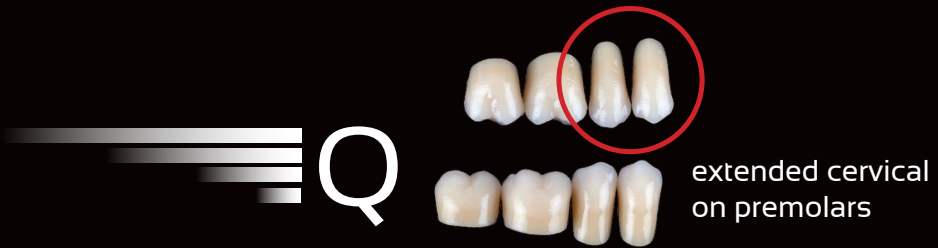
- a 32,9
- b 35,1
- c 11,1
- d 10,2



F6

- a 35,4
- b 37,7
- c 11,9
- d 11,0





REF-LINE[®]
Look and feel natural.

WHY REF-LINE TEETH ARE THE BEST CHOICE IN THE RANGE OF ANATOMIC MULTI-LAYER COMPOSITE TEETH



First advantage is in the basic development concept. Ref-line teeth were developed by an in-house technician who works in close relationship with company's tool-makers. We can say that Ref-line teeth were carefully designed by a dental technician for dental technicians. The tooth shapes, surface texture, internal layering system and shading, mamelons, micro cracks and smaller imperfections were all taken under consideration with no compromise to make the tooth line as close as possible to natural teeth. It is a perfect combination of natural shapes with high-end digital production technologies, new production processes and the newest material development enclosed in one product.

Completely new high anatomical shapes were taken directly from natural teeth. Physical and digital modeling was done by a dental technician with the best compromise between the natural tooth shape and production mold. Even the finest details were enhanced. New layering and shading system with intensive cervical and dentin color and whitish translucent enamel allows high customization and different color effects by only grinding the enamel layer. The high color intensity assures color stability even with exportation of bigger amounts and has mask functionality over metal substructures. Darker canines, darker cervical areas, mamelons, mesial and distal transparency makes dentures look just real.

The bottom of the tooth follows the shape of the gum, therefore very little to no grinding at all is necessary to set up a tooth. And even in really tight conditions with little height there is a cervical opening at the bottom of posterior teeth that reduces/limits the grinding to the outer border therefore with big time savings. The bottom opening was designed to facilitate the modeling of retentions in implant supported dentures and facilitates the creation of teeth retentions with thermo-injected non PMMA denture base materials. Anterior teeth are subdivided in different categories by application. Wide necks of some anterior teeth allow full coverage of metal substructures in combined work and/or on implant supported dentures. Extremely aesthetically and perfected tooth design was supplemented with advanced material. In the development of the material we followed guidelines of chemical findings and avoided the mistakes made by different producers evident from the market. New composite acrylic material is composed of pre-cross-linked polymer and the matrix reinforced by inorganic micro-fillers. Compared to conventional acrylic, the new Ref-line material offers an improved resistance to the mechanical wear (50% improvement), higher hardness (15% improvement) by unchanged elasticity, good resistance to plaque adhesion, color stability, excellent polishing properties and still perfect adhesion to denture base materials due to controlled use of silanized composite particles. Together with newly designed molds for material injection and improved production process we ensure production of exact, compact and perfectly shaped teeth. Due to our continuous injection production technology density of material is much higher in comparison with conventional techniques and tooth layers are not only chemically but also physically pressed into each other. No bubbles, no shrinkage, no excess material ensures constant repeatability which is crucial in digital dentures design.

Our main achievements, are natural look, high color stability of composite material and no cracking due to use of silanized composite particles which are chemically bonded to acrylic matrix. At the same time we developed advanced tooth molds to inject material inside which enables us to prevent air bubbles and natural shrinkage of material during heating and therefore all produced Ref-line tooth shapes are perfectly repeatable.

Dentures made with REF-LINE[®]

Chris Urist Primotec USA sent us the following images...



Arian Deutsch,
CDT. Lab is Deutsch Dental Arts in USA CW



Thank you for sharing your work with us.

We love it!

Artificial acrylic teeth
PRIMODENT



primodent®
For beautiful smile.

- high aesthetics three layers acrylic teeth
- 100% developed, produced and controlled in Slovenia EU
- excellent mechanical properties, high resistance to abrasion
- colour stability from batch to batch
- heat stability
- licensed by FDA and Health Canada

PRIMODENT CONSISTS OF 45 SETS OF TEETH

- 27 sets of upper anterior teeth (oval, square and triangular group)
- 10 sets of lower anterior teeth
- 8 sets of posterior teeth
- available in 19 Primodent and 17 Primodent-V shades





3	31	I1	T1, S1
	32	I2, I3, L2	T1, T2, S1
	33	I1, L2, I3	T2, T3
	34	I3, I4	T2, T3, T4
	35	I2, I4, I5, L2	T3, T4
	36	I4, I5, L6	T3, T4
	37	I5, I6	T4, T6
	37A	I6	T4, T6
	38	I6, I8, I7	T4, T6, S5
	39	I7	T6
	32I	I2, I3, L2	T1, T2, S1
	34I	I3, I4	T2, T3, T4
	37I	I6	T4, T6
	0	01	I1
02		I1, I3, L2	T1, T2, T3, S1
03		I3, I4	T3, T4, S1
04		I4, I5, L6	T3, S5
05		I5, I6, L8	T4, S5
05A		L8, I6	T4, S5, T6
06		I6, I7, L8	S5, T6
4	41	I1	T1, S1
	42	I3, I4, L2	T2, T3, S3
	43	I3, I4, L2	T3, T4
	43A	I3, I4, L6	T3, S3, S5
	44	I5, I6, L6	T4, S5
	45	I5, I6	T4, S5
	46	L8	T4, S5, T6

colors

BL3

A1 - A2 - A3 - A3,5 - A4

B1 - B2 - B3 - B4

C1 - C2 - C3 - C4

D2 - D3 - D4

YO - Y1 - Y2 - Y3 - Y4 - Y5 - Y6

B1 - B2 - B3 - B4 - B5 - B6

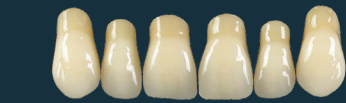
G1 - G2 - G3 - G4 - G5 - G6

primodent[®]
For beautiful smile.

Artificial acrylic teeth
PRIMODENT

primodent[®]
For beautiful smile.





31

38,6
8,9
7,2



32

41,5
9,5
7,9



33

42,0
10,5
8,2



34

43,5
9,4
8,0



35

44,1
10,2
8,4



36

44,9
10,4
8,5



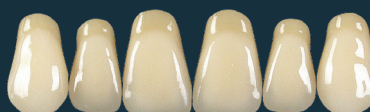
37

46,5
10,8
8,7



37A

47,0
11,0
8,8



38

49,5
11,8
9,3



39

51,2
12,6
9,4

Artificial acrylic teeth
PRIMODENT



primodent[®]
For beautiful smile.

	a	b	c
	40,3	8,2	7,5
	42,3	8,4	8,0
	44,2	9,8	8,2
	46,6	9,8	8,7
	47,3	10,0	8,7
	48,9	11,9	9,0
	52,0	13,1	9,7



41

40,4
9,0
7,5



42

43,4
9,4
8,4



43

45,8
9,0
8,2



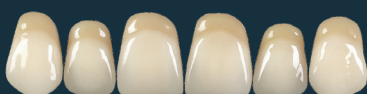
43A

46,8
9,4
8,6



44

46,9
9,4
9,0



45

48,5
10,0
8,9



46

51,4
10,3
9,2

CERVICAL WIDER SHAPE ALSO SUITABLE FOR IMPLANTS



32I

43,5
9,4
8,0



34I

46,2
9,9
8,5



37I

49,9
10,7
9,1

Artificial acrylic teeth
PRIMODENT

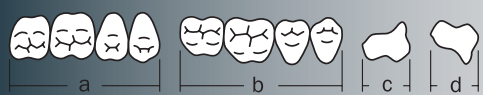


a
b
c

primodent[®]
For beautiful smile.



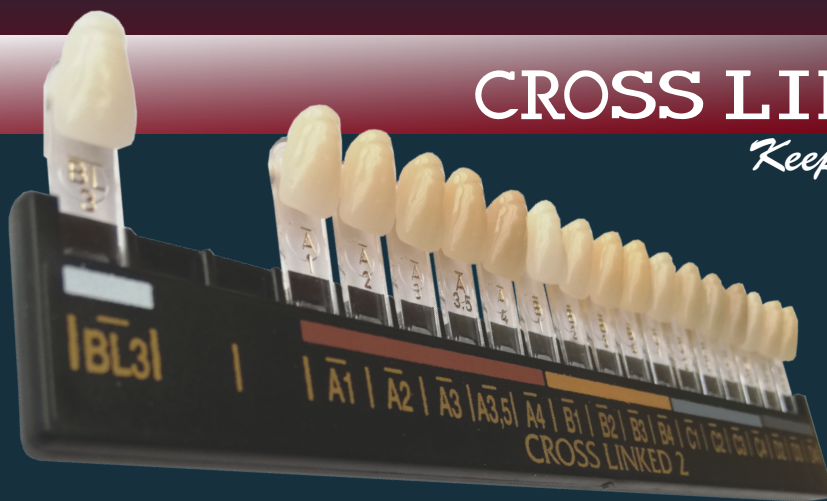
I1
31,3
7,5
4,6
I2
31,4
9,1
4,7
I3
33,5
8,3
5,0
I4
34,0
9,1
5,0
I5
34,4
9,1
5,3
I6
37,5
8,5
5,6
I7
38,2
11,9
5,8
L2
34,7
8,2
5,1
L6
38,5
9,1
5,9
L8
40,2
9,3
6,2



a
b
c
d

	T1 28,5 30,0 8,6 7,8
	T2 28,7 31,2 8,3 8,2
	T3 29,2 31,1 8,7 8,7
	T4 30,5 33,2 9,0 8,7
	T6 33,0 35,0 9,5 9,3
	S1 27,2 28,2 7,9 7,6
	S3 31,1 32,6 8,5 8,2
	S5 31,6 33,2 8,9 8,8

Artificial acrylic teeth CROSS LINKED 2



CROSS LINKED 2

Keep your smile!

- TOP QUALITY two layers acrylic teeth
- 100% developed, produced and controlled in Slovenia EU
- color stability from batch to batch
- heat stability
- licensed by FDA and Health Canada

CROSS LINKED 2 CONSISTS OF 31 SETS OF TEETH

- 18 sets of upper anterior teeth (oval, square and triangular group)
- 7 sets of lower anterior teeth
- 6 sets of posterior teeth
- available in 17 shades





3	31	I1	T1
	32	I2, I3	T1, T2
	33	I2, I3	T2, T3
	34	I3, I4	T2, T3, T4
	35	I3, I4, I5	T3, T4
	36	I4, I5	T3, T4
	37	I5, I6	T4, T6
0	01	I1	T1
	02	I1, I3	T1, T2, T3
	03	I3, I4	T3, T4
	04	I4, I5	T3, T5
	05	I5, I6	T3, T4, T5
	06	I6, I7	T5, T6
4	41	I1	T1
	42	I3, I4	T2, T3
	43	I3, I4	T3, T4
	44	I5, I6	T3, T4, T5, T6
	45	I5, I6	T4, T5

colors

BL3
 A1 - A2 - A3 - A3,5 - A4
 B1 - B2 - B3 - B4
 C1 - C2 - C3 - C4
 D2 - D3 - D4

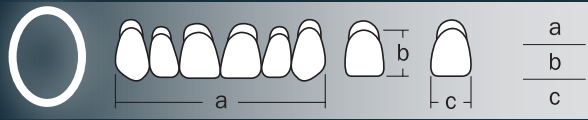
Artificial acrylic teeth
CROSS LINKED 2



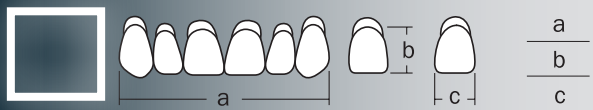
CROSS LINKED 2
Keep your smile!



31	38,6 8,9 7,2
32	41,5 9,5 7,9
33	42,0 10,5 8,2
34	43,5 9,4 8,0
35	44,1 10,2 8,4
36	44,9 10,4 8,5
37	46,5 10,8 8,7

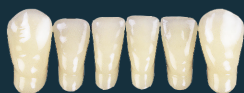
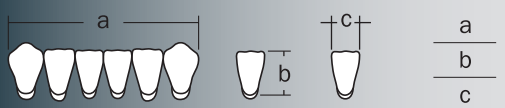


01	40,3 8,2 7,5
02	42,3 8,4 8,0
03	44,2 9,8 8,2
04	46,6 9,8 8,7
05	47,3 10,0 8,7
06	52,0 13,1 9,7



41	40,4 9,0 7,5
42	43,4 9,4 8,2
43	45,8 9,0 8,2
44	46,9 9,4 9,0
45	48,5 10,0 8,9

Artificial acrylic teeth
CROSS LINKED 2



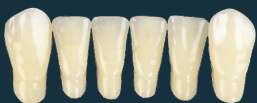
11

31,3
7,5
4,6



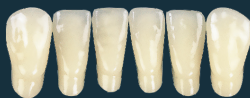
12

31,4
9,1
4,7



13

33,5
8,3
5,0



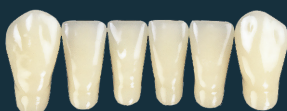
14

34,0
9,1
5,0



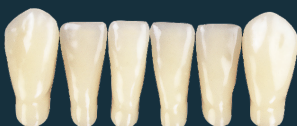
15

34,4
9,1
5,3



16

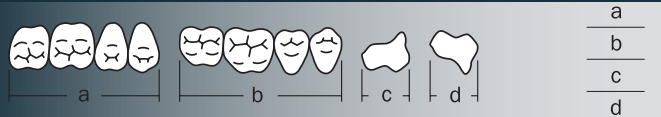
37,5
8,5
5,6



17

38,2
11,9
5,8

CROSS LINKED 2
Keep your smile!



	a	b	c	d	
	T1	28,5	30,0	8,6	7,8
	T2	28,7	31,2	8,3	8,2
	T3	29,2	32,1	8,7	8,7
	T4	30,5	33,2	9,0	8,7
	T5	31,6	33,2	8,9	8,8
	T6	33,0	35,0	9,5	9,3

B



PoliDent



Polident Cad-Cam disc

- 01 Polident PMMA CAD-CAM disc
multilayer, basic, splint
- 02 Polident Pink CAD-CAM disc
basic
- 03 Polident Casting CAD-CAM disc
- 04 Polident Model CAD-CAM disc
- 05 Polident X-ray CAD-CAM disc



PoliDent



POLIDENT PMMA CAD-CAM DISC



PoliDent PMMA CAD-CAM *disc* MULTILAYER

Multi-layered, pre-coloured PMMA discs for making temporary crowns and bridges. A multi-layered disc is composed of five shades of colour with gentle colour transitions that give it a natural look.

Characteristics: Vickers hardness: min 26 HV. Flexural strength: min. 114 MPa. E-Module: min. 2771 MPa. Residual monomer < 1%.
Diameter: 95 - 100 mm. Thickness: 15, 16, 18, 20 mm.

Indications: temporary crowns and bridges

Colors: A1, A2, A3, B1



The multi-colored disc consists of five color shades with gentle color transitions that provide a natural look

PoliDent PMMA CAD-CAM *disc* BASIC

Suitable for fabrication of temporary crowns and bridges and for verifying the bridge on the plaster model/ in mouth before the final ZrO2 milling process

Characteristics: Vickers hardness: min 26 HV. Flexural strength: min. 114 MPa. E-Module: min. 2771 MPa. Residual monomer < 1%.
Diameter: 95 - 100 mm. Thickness: 12, 13, 14, 15, 16, 18, 20, 25, 30 mm.

Indications: temporary crowns and bridges, verification of the bridge on the plaster model/ mouth

Colors: A1, A2, A3, B1, B2, B3, BL1, BL2, BL3
enamel colours: E1, E2

Upon request we can supply also other shapes, diameters and/or designs.



Discs POLIDENT PMMA CAD-CAM DISC

PoliDent PMMA CAD-CAM *disc* SPLINT

Suitable for fabrication of splints

Characteristics: Vickers hardness: min 26 HV. Flexural strength: min. 114 MPa. E-Module: min 2771 MPa. Residual monomer < 1%.

Diameter: 95 - 100 mm. Thickness: 12, 13, 14, 15, 16, 18, 20, 25, 30 mm.

Indications: bite guards, therapeutic splints, drilling templates, bite regulators

Colors: CLEAR
BERRY, BLUE, GREEN, ORANGE



POLIDENT PINK CAD-CAM DISC

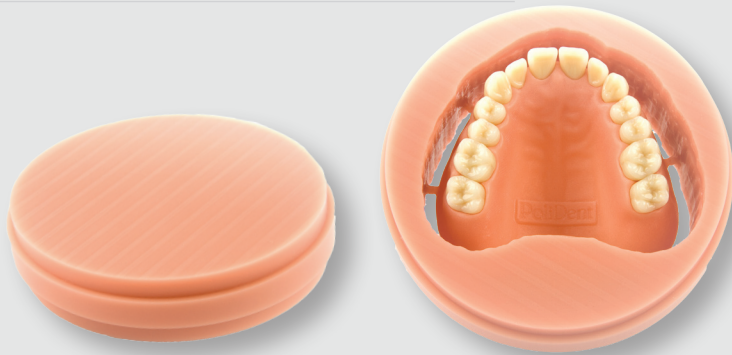
PoliDent PINK CAD-CAM^{disc} BASIC

Can be used to mill digitally designed highly esthetic and functional dentures

Characteristics: Vickers hardness: min 26 HV. Flexural strength: min. 114 MPa. E-Module: min. 2771 MPa. Residual monomer < 1%.
Diameter: 95 - 100 mm. Thickness: 25, 27, 30 mm.

Indications: full dentures, partial dentures, temporary immediate load implant dentures

Colors: pink, pink veined



Discs POLIDENT CASTING CAD-CAM DISC

PoliDent CASTING CAD-CAM *disc*

Can be used for milling castable frameworks for metal casting and castable layers for press ceramic

Characteristics: Produced of 100% organic material that burns-out without any residual ash. Diameter: 95 - 100 mm. Thickness: 12, 15, 18, 20, 25, 30 mm. Colour: transparent.

Indications: milling frameworks for casting, milling castable layers for press ceramic, verifying frameworks on plaster model/ in mouth before final ZrO_2 milling (especially recommended for larger ZrO_2 frameworks)



Discs POLIDENT MODEL CAD-CAM DISC

PoliDent MODEL CAD-CAM *disc*

Suitable for milling dental models

Characteristics: This is a special, highly-compressed material with exceptional abrasion resistance. The model doesn't absorb liquids so it is recommended for ceramic layering. Nevertheless, it has excellent milling ability. Available in two densities. Diameter: 100 mm. Thickness: 25 mm.

Indications: Milling of stumps/ dies, working models and antagonists. Digital models are CAD designed from 3D data acquired with a wide range of digital impression-taking solutions.



POLIDENT X-RAY CAD-CAM DISC



PoliDent **X-RAY CAD-CAM**disc

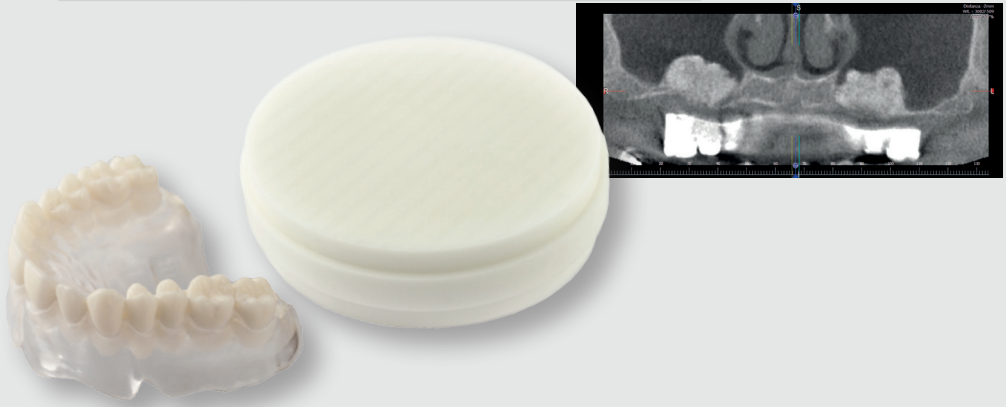
X-ray visible disc used for milling diagnostic stents for implant planning

Contains X-ray visible powder. Homogeneous mix ensures best visibility.

Characteristics: Prevents light scattering.

Diameter: 95 - 100 mm. Thickness: 12, 14, 15, 16, 18, 20, 25 mm.

Indications: allows visibility of teeth setup in the X-ray CAT scan for implant planning and determination







Laboratory material

- 01 Acrylics
- 02 Investment material
- 03 Corundum
- 04 Silicones
- 05 Dental plasters
- 06 Pumice
- 07 Brushes
- 08 Shellac base plates
- 09 Waxes



Laboratory material

ACRYLICS

poliHOT

Acrylate for the fabrication of full and partial dentures by using the heat curing

Characteristics: Colour matching with the acrylate for the fabrication of repairs (Policold).

Indications: full dentures, partial dentures

Color range: pink, pink veined, M26, M26 V

02866 Polihot powder pink - 700 g
 02876 Polihot powder pink veined - 700 g
 Packing: 03064 Polihot powder M26 - 700 g
 03065 Polihot powder M26V - 700 g
 02867 Polihot liquid - 500 g

*for larger orders we can arrange other quantities of packaging



poliCOLD

Acrylate for the fabrication of partial dentures, repairs and rebasings by using the cast technique and the cold curing

Characteristics: Colour matching with acrylate for the fabrication of dentures using the heat curing (Polihot).

Indications: partial denture, repairs, rebasings

Color range: pink, pink veined

02868 Policold powder pink - 700 g
 02879 Policold powder pink veined - 700 g
 02869 Policold liquid - 500 g
 Packing: 02875 Complete: Policold powder pink - 200 g,
 Policold liquid - 150 g
 02885 Complete: Policold powder pink veined - 200 g,
 Policold liquid - 150 g

*for larger orders we can arrange other quantities of packaging



Laboratory material

ACRYLICS

K-30 S

Acrylate for the fabrication of full and partial dentures by using the packing / pressing technique and the classical heat curing


Characteristics: The use of the cold curing material Polirepar S is recommended, the colours of which matches the acrylate for the fabrication of prothesis by using the heat curing (K-30 S).

Indications: full dentures, partial dentures

Color range: pink, pink veined, PN, PN veined, M26, M26V

Packing:
 02706 powder pink - 700 g
 02719 powder pink veind - 700g
 02721 powder PN - 700 g
 02722 powder PN veined - 700 g
 02734 powder M26V - 700g
 02736 powder M26 - 700g
 02707 liquid - 500 g

*for larger orders we can arrange other quantities of packaging



poliREPAR S

Acrylate for the fabrication of repairs by using the cold curing

Characteristics: Colour matching with acrylate for the fabrication of dentures using the heat curing K-30S.

Indications: repairs

Color range: pink, PN, PNV

Packing:
 02948 Polirepar S powder - 200 g
 03094 Polirepar S powder PN - 200 g
 03095 Polirepar S powder PNV - 200 g
 02716 Polirepar S liquid - 150 g

*for larger orders we can arrange other quantities of packaging



Laboratory material

ACRYLICS

ORTO^{poli}

Acrylate for the fabrication of orthodontic appliances by using the spray-on technique and the cold curing.

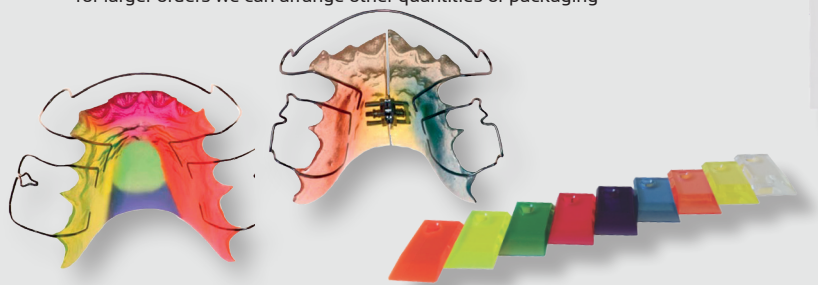
Characteristics: Fast mixing of the powder with the liquid, the material therefore doesn't spread all over the model. Large choice of basic colours. The colouring agents are cadmium free, therefore it isn't toxic.

Indications: orthodontic appliance

Color range: red, yellow, blue, colourless, fl. yellow, orange, indigo blue, green, pink

Packing: 02872 powder, colourless - 700 g, shaker
 02873 liquid, red - 500 g
 02882 liquid, yellow - 500 g
 02883 liquid, blue - 500 g
 02884 liquid, colourless - 500 g
 02979 liquid, fl. yellow - 150 g
 02980 liquid, orange - 150 g
 02981 liquid, indigo blue - 150 g
 02982 liquid, green - 150 g
 02983 liquid, pink - 150 g

*for larger orders we can arrange other quantities of packaging



poliTRAY

Acrylate for the fabrication of individual impression trays by using the cold curing

Characteristics: Short polymerisation. Microporous surface enables a good hold to the impression material.

Indications: Individual impression trays

Color: blue

Packing: 02870 Politray powder - 700 g
 02871 Politray liquid - 500 g

*for larger orders we can arrange other quantities of packaging



uniTRAY LC

Light-curing material in form of prefabricated, upper baseplates to make rigid, custom impression trays and bite-blocks. This material can be cured in all ultraviolet and Halogen light curing units.

Characteristics: Place the tray with the model in a light curing unit for 6 - 10 min.

Indications: custom impression trays, bite-blocks

Color: pink

Packing: 15000 Unitray LC - box with 50 upper baseplates.



poliTEMP

Cold - curing acrylic resin for temporary crowns and bridges

Characteristics: High precision and thus a better contact of the crown with the gingival area of the core. Glossy surface and minor accumulation of plaque because of the non porosity of the final product. Highly abrasion resistant. Simple correction. Not toxic.

Indications: temporary crowns, temporary bridges

Color range: A1, A2, A3, A3,5, B3, C2, D3, Incisal

Packing: 02904 powder A1 - 80 g
02949 powder A2 - 80 g
02888 powder A3 - 80 g
02889 powder A 3,5 - 80 g
02890 powder B3 - 80 g
02891 powder C2- 80 g
02892 powder D3 - 80 g
02893 powder incisal - 80 g
02894 liquid - 150 g



Laboratory material

INVESTMENT MATERIAL

*poli*VEST

Carbon-free phosphate bonded precision casting investment for crown and bridgework of all dental alloys by quick or progressive heating procedures

Characteristics: Long processing time (19 – 24°C) 4 - 7 min
Optimal flow characteristics make investing easier and help to prevent unwanted air bubbles.
Expansion is precisely regulated by varying the concentration of the expansion liquid with water.
Fast heating up out reduces the processing time and increases productivity.
Easy separation from the casting object after cooling.

Indications: crowns and bridgeworks

Packing: 05844 Polivest powder - 6 kg (40 x 150 g)
05825 Polisol universal liquid - II bottle



*poli*TERM speed

A fine grained model casting investment material for fast burn out as well as for traditional slow heating processes. It is suitable for partial dentures and high-quality combination works

Characteristics: Equally suitable for gel and silicone duplication.
Conventional or rapid heating up with ideal expansion values.
Rapid preheating: the insertion temperature is 600°C, this results in time savings compared to investment materials that have to be heated conventionally.

Indications: partial dentures,
high-quality combination work

Packing: 05887 Politerm speed powder - 8 kg (20 x 400 g)
05825 Polisol liquid - II bottle



Laboratory material

INVESTMENT MATERIAL

univeCAST

Universal phosphate bonded casting investment material for model crown and bridgework as well as casting technique by quick or progressive heating procedure and for pressable ceramics

Characteristics: Universal application, one investment for model castings, combination works, as well as crowns and bridges. Specially developed for casting non-precious dental alloys. Casting is simple even with ringless technique. For quick heating, place the cylinder into the furnace at the final burnout temperature and casting can commence within an hour; this allows considerable time savings.

Indications: crowns and bridgeworks, Co-Cr model castings, high-quality combination works

Packing: 05904 Univecast powder - 6 kg (40 x 150 g)
05825 Polisol liquid - 1l bottle



poliPRESS

A phosphate bonded casting investment material for pressable ceramics

Characteristics: Perfect fit. High degree of precision. Quick heating. High compression strength.

Indications: full ceramics, press-over-zircon ceramics, press-over-metal ceramics

Packing: 05934 Poli Press powder - 6 kg (60 x 100 g)
05832 Poli Press liquid - 1l bottle



Laboratory material
CORUNDUM

poliKORUND

99,8% Aluminium Oxyde (Al₂O₃) for blasting

Characteristics: Sharp grain form and extreme hardness ensure highest blasting efficiency.
White color.

Indications: for blasting of all alloys and ceramics

Packing: 05721 Poli korund 250 mic - 25 kg bag
05722 Poli korund 110 mic - 25 kg bag
05723 Poli korund 50 mic - 25 kg bag
05755 Poli korund 250 mic - 5 kg container
05756 Poli korund 110 mic - 5 kg container
05757 Poli korund 50 mic - 5 kg container



Laboratory material
SILICONES

poliSILICONE

Addition-curing two-component duplicating silicone

Characteristics: Compatible with stone and phosphate materials. Models are easily removed.
Extremely precise and dimension stable.
High elasticity.
Hardness Shore A: 24-26.
Color: catalyst - white, base material - pink.

Indications: for duplicating models in dental laboratories

Packing: 06957 Poli silicone (24 shore) A+B



PoliDent



since 1958



www.polident.si

Laboratory material

DENTAL PLASTERS



ALABASTER

Particularly multiple-purpose dental plaster – Type 2

White colour and odourless.
Mixtures of calcium sulphate with other additives.

Characteristics: Mix ratio: water (ml) / plaster (g) - 60 / 100.
Expansion: 0,16 %.
Setting time: 10 - 14 min.
Working time: 5 - 6 min.

Indications: models for impression trays for partial and total dentures,
models for supporting and reparation of dentures,
study models

Packing: 05801 Alabaster 5 kg plastic container
05720 Alabaster 20 kg plastic container
05802 Alabaster 25 kg bag



poliDUR

Hard dental plaster – Type 3

Blue colour and odourless.
Mixtures of calcium sulphate with other additives.

Characteristics: Mix ratio: water (ml) / plaster (g) - 30 / 100.
Expansion: 0,18 %. Setting time: 7 - 12 min.

Indications: models for partial and total dentures,
models for orthodontic appliances,
models for supporting and reparation of dentures,
study models

Packing: 05754 Polidur 5 kg plastic container
05744 Polidur 20 kg plastic container
05864 Polidur 25 kg bag



poli STONE

Very hard dental plaster – Type 4

Characteristics: Beige colour and odourless. Mixture of calcium sulphate and additives. Mix ratio: water (ml) / plaster (g) - 22 / 100.
 Expansion: 0,10 %. Setting time: 13-15 min.

Indications: antagonistic models, models for partial and total dentures, for use in implantology, models for orthodontic appliances, models for supporting and reparation of dentures, study models

Packing: 05828 Polistone 5 kg plastic container
 05831 Polistone 20 kg plastic container
 05830 Polistone 25 kg plastic container



prima ART

Hard dental plaster – Type 1

Characteristics: White colour and odourless.
 Mix ratio: water (ml) / plaster (g) - 63 / 100.
 Low setting expansion: 0,09 %.
 Fast setting time: 3 min.
 Fast working time: 60 - 90 sec.

Indications: the special plaster Prima art is used to articulate models on the articulator, applications with short setting time

Packing: 05907 Prima art 5 kg plastic container
 05908 Prima art 20 kg plastic container



prima ROCK

High strength die stone - Type 4

Characteristics: Yellow colour and odourless. Mix ratio: water (ml) / plaster (g) - 20 / 100.
 Low setting expansion: 0,13 %.
 Fast setting time: 12 min.
 Short working time: 6 - 8 min.

Indications: antagonistic models, models for partial and total dentures, models for orthodontic appliances, models for supporting and reparation of dentures, study models, for use in implantology

Packing: 05911 Prima rock 2 kg plastic container
 05925 Prima rock 5 kg plastic container
 05913 Prima rock 20 kg plastic container



Laboratory material
PUMICE

PLOVEC

Vulcanic rock for polishing of acrylics

Characteristics: Neatly cleaned.

Indications: for polishing of acrylics in dental prosthetics

Packing: 05725 Plovec 25 kg bag
05724 Plovec 5 kg container



Laboratory material
BRUSHES

BRUSHES

Hard Brushes	07888 brush with shank
	07882 FI 21 brush with shank
	07880 FI 48 brush without shank
Soft Brushes	07887 brush with shank
	07885 Fi 21 brush with shank
Brass Brushes	07884 FI 21 brush with shank
Felt Wheels	07883 FI 21 wheel with shank
Leather Wheels	07881 FI 85 wheel without shank
Cotton Wheels	07900 FI 100 40 wheel without shank
	07901 FI 100 24 wheel without shank



Laboratory material

SHELLAC BASE PLATES

ŠELAK

Lower and upper base plates

Characteristics: Made of high-quality natural shellac.
Becomes viscous and elastic when warmed.
Easy application.
Hard and shape-stable when cooled off.

Indications: it is suitable for making a bite registration matrix base

Packing: 15111 - 100 pcs upper - pink
15112 - 100 pcs lower - pink
15113 - 8 pcs upper + 4 pcs lower - pink



Laboratory material

WAXES

MODELLING wax

Pink wax (sheets) for modelling

Characteristics: Precise.
Very elastic.
Great stability.

Indications: models for full and partial dentures

Packing: 12322 Polident modelling wax (sheets) 500 g
SUMMER
12341 Polident modelling wax (sheets) 500 g
WINTER





PoliDent



Surgery material

01 Disposable products



Surgery material DISPOSABLE PRODUCTS

PROTECTIVE MEDICAL GLOVES

Characteristics: Non-sterile premium latex examination gloves and non sterile nitrile examination gloves.

gloves King chlorinated-micro-textured, powder-free, 100 pcs:

16525 x-small, 16526 small, 16527 medium, 16528 large

gloves King honeycomb-textured peppermint, powdered, natur 100 pcs:

Packing: 16520 x-small, 16521 small, 16522 medium, 16523 large

gloves King latex, natur, powdered, 100 pcs:

16535 x-small, 16536 small, 16537 medium, 16538 large

gloves King nitril, blue, powder-free, 100 pcs:

16529 small, 16517 medium, 16519 large



Surgery material DISPOSABLE PRODUCTS

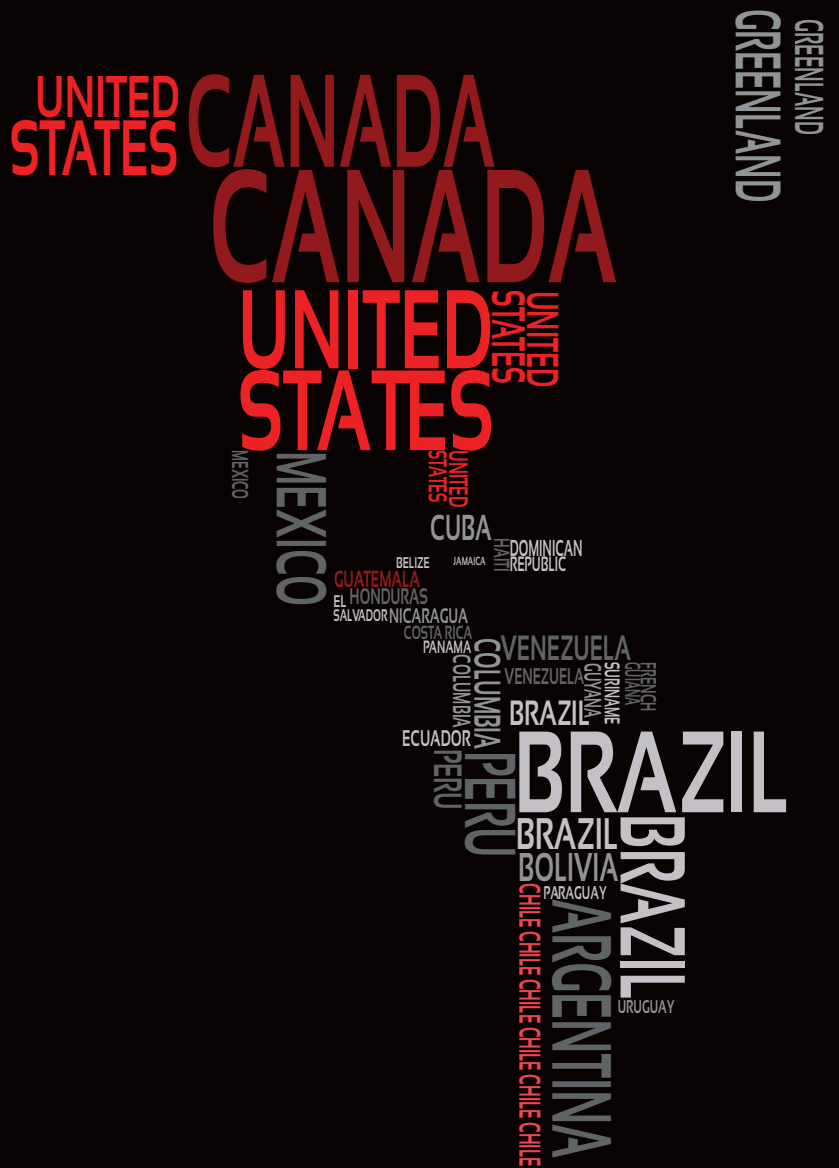
PROTECTIVE MEDICAL APRON

Characteristics: Layered super absorbent 100 % pure cellulose.
One layered polyethylene.
Water proof.

Packing: 07864 patient apron 53 x 80, green, roll, 60 pcs
07865 patient apron 53 x 80, blue, roll, 60 pcs
07866 patient apron 53 x 80, white, roll, 60 pcs
07912 patient apron 53 x 80, orange, roll, 60 pcs
07914 patient apron 53 x 80, pink, roll, 60 pcs
07917 patient apron 33 x 45, green, 500 pcs
07921 patient apron 33 x 45, blue, 500 pcs



We are selling to...



PoliDent



since 1958

Your Flexible and Reliable Partner







TRADITION.
DEVELOPMENT.
QUALITY.

PoliDent

since 1958



Polident d.o.o. Dental Products Industry

Volčja Draga 42
5293 Volčja Draga
Slovenija

Tel: + 386 5 330 48 40
Fax: + 386 5 330 48 70
polident@polident.si