PoliDent

since 1958

CAD CAM DISCS

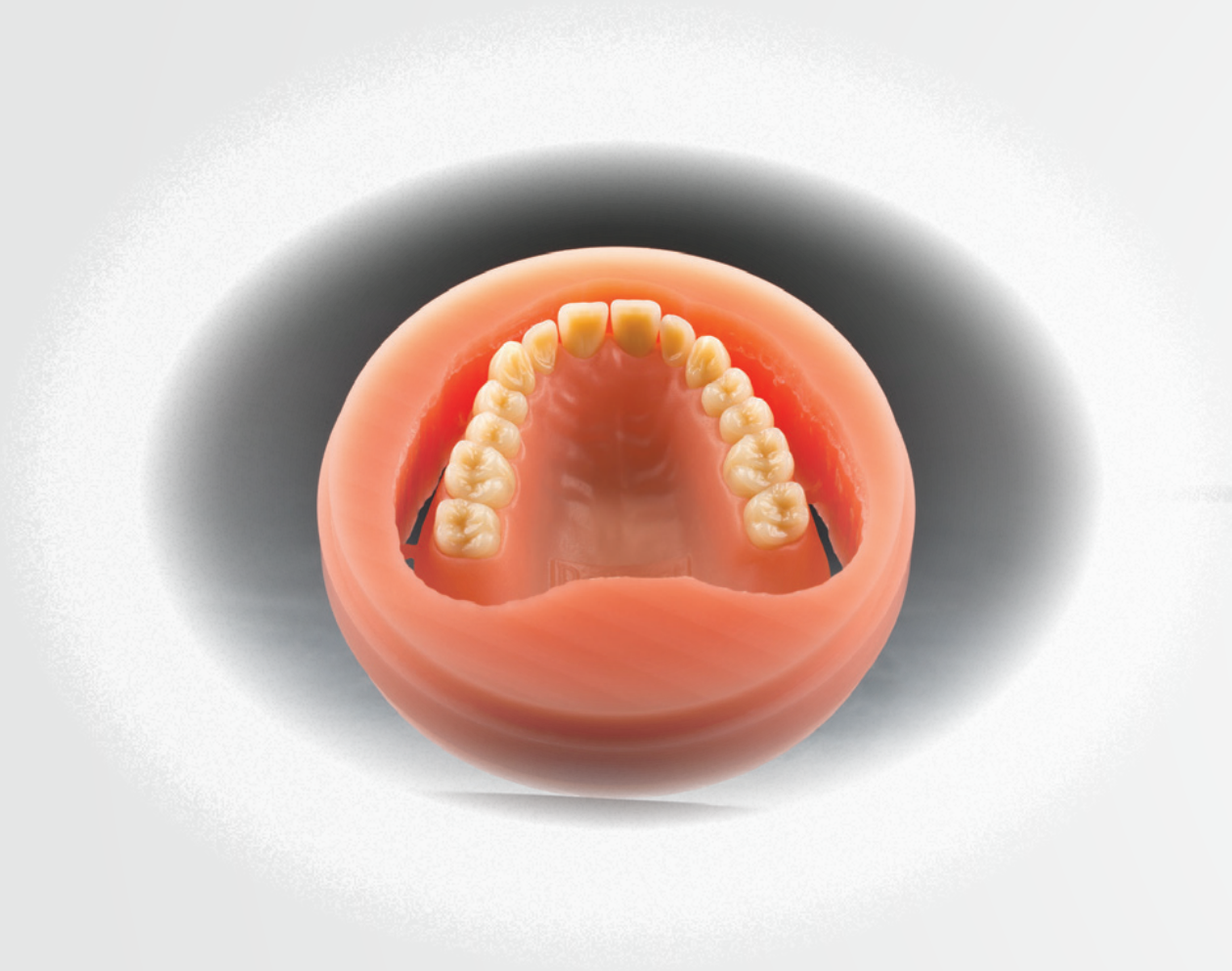

Cad-Cam discs

High quality.

Time saving.

Esthetic.

PoliDent

01 Polident PMMA CAD-CAM discs

basic, multilayer

02 Polident Pink CAD-CAM discs

basic

03 Polident Casting CAD-CAM discs

04 Polident Model CAD-CAM discs

05 Polident X-ray CAD-CAM discs

PoliDent

PMMA CAD-CAM*disc* BASIC

Suitable for fabrication of temporary crowns and bridges and for verifying the bridge on the plaster model/ in mouth before the final ZrO2 milling process

Characteristics:	Vickers hardness: 26 HV. Flexural strength: min. 114 MPa. E-Module: min. 2771 MPa. Residual monomer < 1%. Diameter: 95 - 100 mm. Thickness: 12, 13, 14, 15, 16, 18, 20, 25, 30, 35 mm.
Indications:	temporary crowns and bridges, verification of the bridge on the plaster model/ mouth
Colours:	A1, A2, A3, B1, B2, B3, BL1, BL2, BL3 enamel colours: E1, E2 CLEAR, BERRY, BLUE , GREEN, ORANGE

*Upon request we can supply also other shapes, diameters and/or designs.

High quality. Time saving. Esthetic.

The multi-colored disc consists of five color shades with gentle color transitions that provide a natural look

PoliDent

PMMA CAD-CAM *disc* MULTILAYER

Multi-layered, pre-coloured PMMA discs for making temporary crowns and bridges. A multi-layered disc is composed of five shades of colour with gentle colour transitions that give it a natural look.

Characteristics:	Vickers hardness: 26 HV. Flexural strength: min. 114 MPa. E-Module: min. 2771 MPa. Residual monomer < 1%. Diameter: 95 - 100 mm. Thickness: 15, 16, 18, 20 mm.
Indications:	temporary crowns and bridges
Colours:	A1, A2, A3, B1

High quality. Time saving. Esthetic.

PolyDent

PoliDent

PINK CAD-CAM*disc* BASIC

Can be used to mill digitally designed highly esthetic and functional dentures

Characteristics:	Vickers hardness: 26 HV. Flexural strength: min. 114 MPa. E-Module: min. 2771 MPa. Residual monomer < 1%. Diameter: 95 - 100 mm. Thickness: 25, 27, 30 mm.
Indications:	full dentures, partial dentures, temporary immediate load implant dentures
Colours:	pink, pink veind

PoliDent

CASTING CAD-CAM*disc*

Can be used for milling castable frameworks for metal casting and castable layers for press ceramic

Characteristics:	Produced of 100% organic material that burns-out without any residual ash. Diameter: 95 - 100 mm. Thickness: 12, 15, 18, 20, 25, 30 mm. Colour: transparent.
Indications:	milling frameworks for casting, milling castable layers for press ceramic, verifying frameworks on plaster model/ in mounth before final ZrO_2 milling (especially recommended for larger ZrO_2 frameworks)

PoliDent

MODEL CAD-CAM*disc*

Suitable for milling dental models

Characteristics:	This is a special, highly-compressed material with exceptional abrasion resistance. The model doesn`t absorbe liquids so it is recommended for ceramic layering. Nevertheless, it has excellent milling ability. Available in two densities. Diameter: 100 mm. Thickness: 25 mm.
Indications:	Milling of stumps/ dies, working models and antagonists. Digital models are CAD designed from 3D data acquired with a wide range of digital impression-taking solutions.

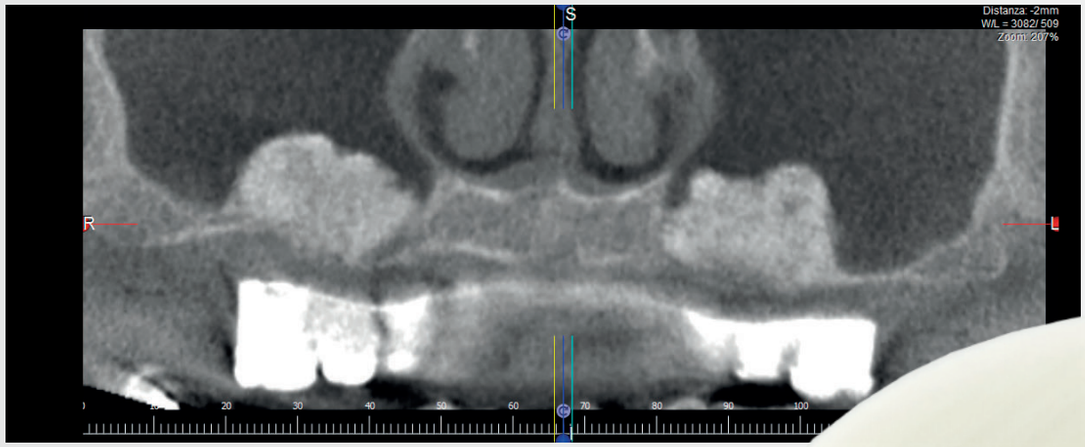
S
R
L
Distanza: -2mm
W/L = 3082/ 509
Zoom: 207%

PoliDent

X-RAY CAD-CAM*disc*

X-ray visible disc used for milling diagnostic stents for implant planning

Characteristics:	Contains X- ray visible powder. Homogeneous mix ensures best visibility. Prevents light scattering. Diameter: 95 - 100 mm. Thickness: 12, 14, 15, 16, 18, 20, 25 mm.
Indications:	allows visibility of teeth setup in the X-ray CAT scan for implant planning and determination


PoliDent
since 1958
PoliDent
CAD-CAM DISC
MODEL

Are you interested in other color, shape, material?

NO PROBLEM!

WE CAN DEVELOP and PRODUCE IT FOR YOU!

* for bigger quantities





Polident CAD CAM discs

High quality. Time saving. Esthetic.

PoliDent

since 1958

CAD CAM DISCS

PoliDent

since 1958

Polident d.o.o. Dental Products Industry

Volčja Draga 42
5293 Volčja Draga
Slovenija

Tel: + 386 5 330 48 40
Fax: + 386 5 330 48 70
polident@polident.si

www.polident.si

Date: 18.03.2021